

my Fraction PIZZA



Story & Read Aloud:
Abdurrahman Abiyyu Ismail Fani

SPECIAL

Dyslexic &
Early Readers
friendly book

Illustration:
Umama


Today,
I learn about
fraction pizza.






We use
a real pizza
by Dapur Amira.

We bake
the pizza
on portable
stove.




The pizza
is cutted
into
four slices.



So i have:


$\frac{1}{4}$, $\frac{2}{4}$, $\frac{3}{4}$, $\frac{4}{4}$.

Meanwhile Amoy
cuts it into
eight slices.



1 out of eighth,
2 out of eighth,
3 out of eighth,
4 out of eighth,
and so on.

I'm really happy.



The pizza
is so yummy!



my Fraction PIZZA

This story was made by Ismail (4 grader) spontaneously when he had math session about fraction meaning in Rumah Belajar Akasia.

Illustrated by Ibu Umama, this WPB (Wordless Picture Book) presented in font type & size, line & letter spacing, and even background color that are friendly to dyslexics & early readers.

We dedicate this book for all of Ismail's dyslexic friends and early readers.

Have a fun reading & learning, friends!

Baarokallahu fiikum.

(Reference for dyslexic layout: <https://www.bdadyslexia.org.uk>)